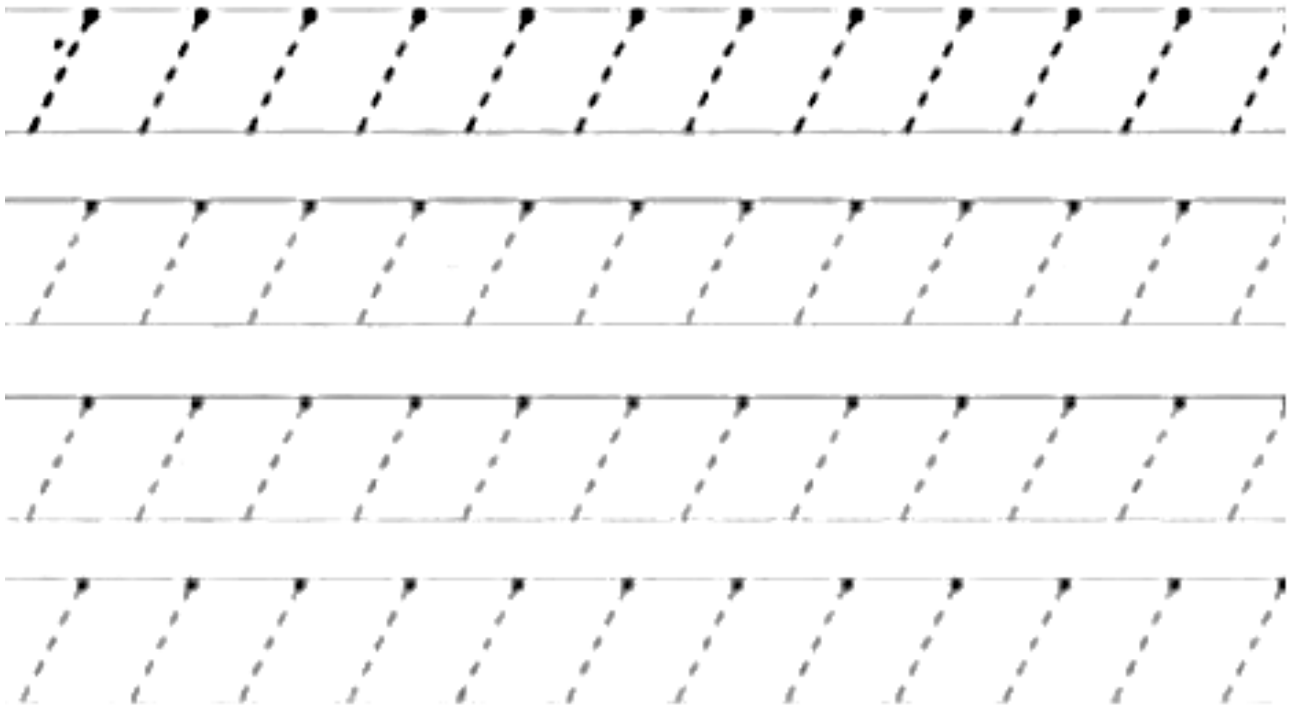


Instruction:


Bring the assignment to the school and submit it to the class teacher when the school reopens.




1. Trace the dots to complete the Slanting Lines:



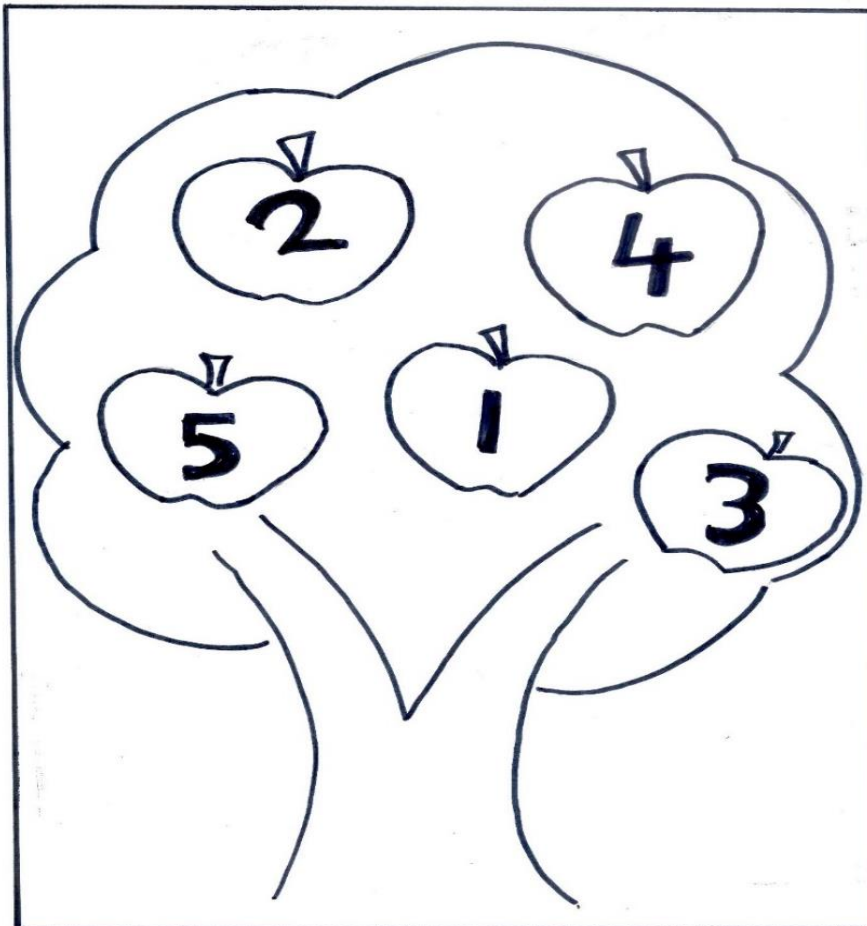
2. Trace the dots to complete the picture and colour it.



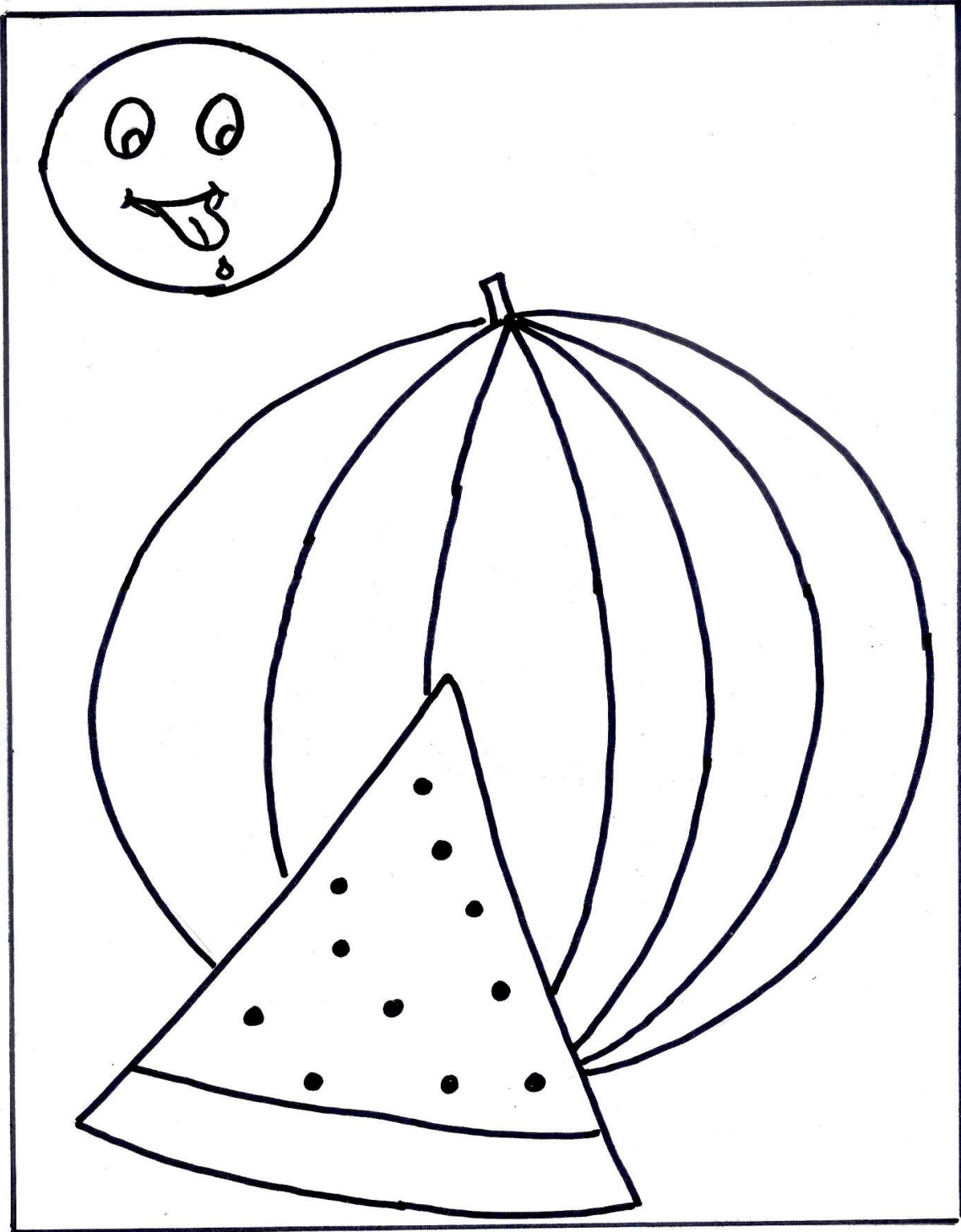
3. Ohh! I am very hungry . Please help me to reach the bananas.



4. Colour the numbers as per the given colour code:
1 - red ,2 -blue , 3 - green , 4 -yellow and 5 -brown .



5. Colour the juicy summer fruit:



6. हिंदी पुस्तक 'बालगीत' में दी गई कविताएँ :- 'मेरी माँ' और 'गुलाब का फूल' कविताओं को लयबद्ध तरीके से एवं अभिनय द्वारा याद कर कक्षा में सुनाएँ।

7. Learn the rhymes:

Johny johny yes papa and twinkle twinkle little star

Oral :

Learn all the questions in full sentences.

1. What is your name?
Ans. My name is -----.
2. What is your father's name?
Ans. My father's name is -----.
3. What is your mother's name?
Ans . My mother's name is -----.
4. How old are you?
Ans. I am ----- years old.
5. Where do you live?
Ans. I live in Bokaro steel city.
6. How many brothers and sisters do you have?
Ans. I have ---- brothers and ---- sisters
7. What is the colour of your hair and teeth?
Ans. My hair is black/ brown in colour and my teeth are white in colour.
8. In which school do you study?
Ans. I study in Delhi Public School Chas.
9. In which class do you study?
Ans. I study in Pre- Nursery.

8. Make one honey bee with the cut outs of circle shape.



9. Project:
Make family fingers puppet for family rhymes:



10. Create your own family tree in a big chart paper. (For example)



11. Make any two big craft to make the classroom happy:

